

# Fold-Up Work Cage (P-00130)



## 6 ft (1.8 m) Internal Universal Mount Work Cage

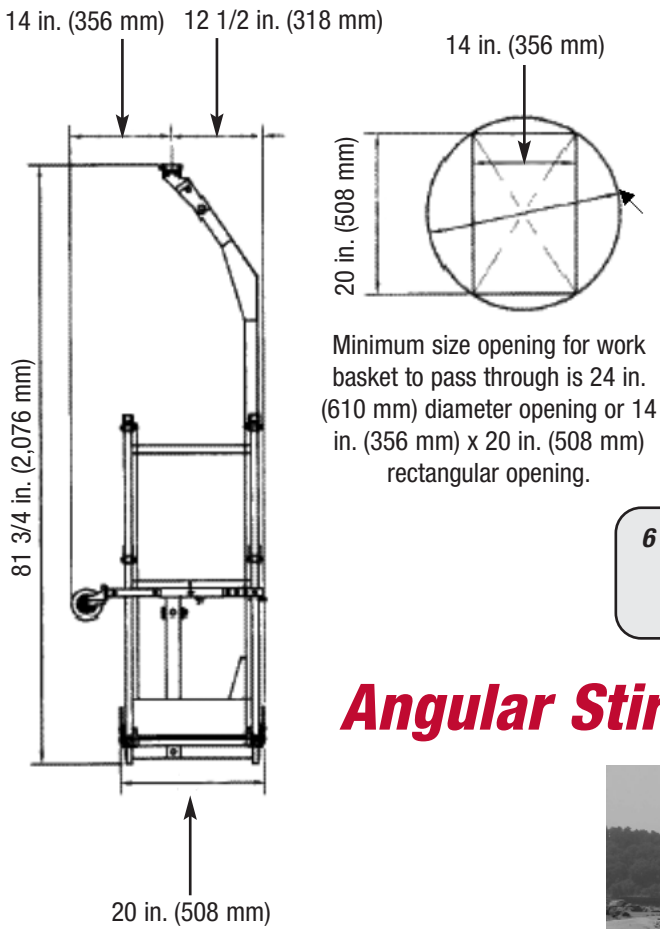
- Steel construction
- Compatible with SC1000, Zmac/1000®, SC40, SC30 and most brands of traction hoist

### Key features:

- Lightweight
- Compact
- Easy assembly
- Powder-coated to prevent rust and lengthen product life
- Folds up for easy storage
- Mesh floors allow water to escape rather than collect in the cage—eliminates possibility of warping and reduces potential electrical problems
- Includes roller bumpers and attached tail boards that do not need to be disassembled before storage
- Passes through a 24 in. (610 mm) diameter opening or through a 13 x 20 in. (330 x 508 mm) rectangular opening
- The toe boards are permanently attached.
- The gooseneck has a roller system for the wire rope guide.
- The rollers are attached with mounted brackets instead of U-bolts.

| Specifications:                                  | Gross Load Capacity:  | Dimensions:   |  | Weight:            | Maximum Live Load:  |
|--|-----------------------|---|--|--------------------|---------------------|
|  |                       | Fully Expanded                                      | Collapsed  |                    |                     |
| <b>P-00130-1</b><br>8 ft. (2.4 m) Internal Mount | 1,000 lbs. (453.6 kg) | 96 x 19 7/8 x 81 1/2 in.<br>(2440 x 505 x 2070 mm)  | 14 x 19 7/8 x 88 5/8 in.<br>(356 x 505 x 2250 mm)  | 163 lbs. (73.9 kg) | 500 lbs. (226.8 kg) |
| <b>P-00130-2</b><br>8 ft. (2.4 m) External Mount | 1,000 lbs. (453.6 kg) | 96 x 25 1/8 x 82 5/32 in.<br>(2440 x 638 x 2090 mm) | 14 x 25 1/8 x 88 5/8 in.<br>(356 x 638 x 2250 mm)  | 168 lbs. (76.2 kg) | 500 lbs. (226.8 kg) |
| <b>P-00130-3</b><br>6 ft. (1.8 m) Internal Mount | 1,000 lbs. (453.6 kg) | 72 x 19 7/8 x 81 1/2 in.<br>(1830 x 505 x 2070 mm)  | 14 x 19 7/8 x 81 1/2 in.<br>(356 x 505 x 2070 mm)  | 151 lbs. (68.5 kg) | 500 lbs. (226.8 kg) |
| <b>P-00130-4</b><br>6 ft. (1.8 m) External Mount | 1,000 lbs. (453.6 kg) | 72 x 25 1/8 x 82 5/32 in.<br>(1830 x 638 x 2090 mm) | 14 x 25 1/8 x 82 5/32 in.<br>(356 x 638 x 2090 mm) | 156 lbs. (70.8 kg) | 500 lbs. (226.8 kg) |
| <b>P-00130-5</b><br>4 ft. (1.2 m) External Mount | 1,000 lbs. (453.6 kg) | 48 x 25 1/8 x 82 5/32 in.<br>(1220 x 638 x 2090 mm) | 14 x 25 1/8 x 82 5/32 in.<br>(356 x 638 x 2090 mm) | 132 lbs. (59.9 kg) | 500 lbs. (226.8 kg) |

*For welding installation details, see pages 68-70.*



Minimum size opening for work basket to pass through is 24 in. (610 mm) diameter opening or 14 in. (356 mm) x 20 in. (508 mm) rectangular opening.



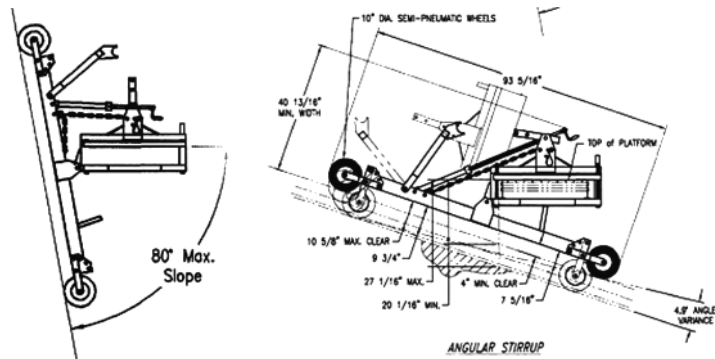


6 ft (1.8 m) Internal Universal Mount



6 ft (1.8 m) Internal Universal Mount, shown folded for storage or opening

**6 ft. (1.8 m) Internal Universal Mount Work Cage is depicted, but various models are available. See specifications on page 64 or call Spider for details: 1-877-774-3370.**

## Angular Stirrups (P-00247-201)



Angular Stirrups can be used with mod platforms. Contact your Spider professional for more details.

**More information online at  
[www.spiderstaging.com](http://www.spiderstaging.com)**

**For more information, call: 1-877-774-3370**