












# Modular Platform Configurations with End Adapter Stirrups

Platform Length 3 ft [1 m]		1000 lbs. [453.6 kgs] Rating
Platform Length 5 ft [1.5 m]		1000 lbs. [453.6 kgs] Rating
Platform Length 10 ft [3 m]		1000 lbs. [453.6 kgs] Rating
Platform Length 15 ft [4.5 m]		1000 lbs. [453.6 kgs] Rating
Platform Length 20 ft [6.1 m]		1000 lbs. [453.6 kgs] Rating
Platform Length 25 ft [7.6 m]		1000 lbs. [453.6 kgs] Rating
Platform Length 30 ft [9.1 m]		1000 lbs. [453.6 kgs] Rating
Platform Length 35 ft [10.7 m]		1000 lbs. [453.6 kgs] Rating
Platform Length 40 ft [12.2 m]		1000 lbs. [453.6 kgs] Rating
Platform Length 45 ft [13.7 m]		750 lbs. [340.2 kgs] Rating
Platform Length 50 ft [15.2 m]		750 lbs. [340.2 kgs] Rating

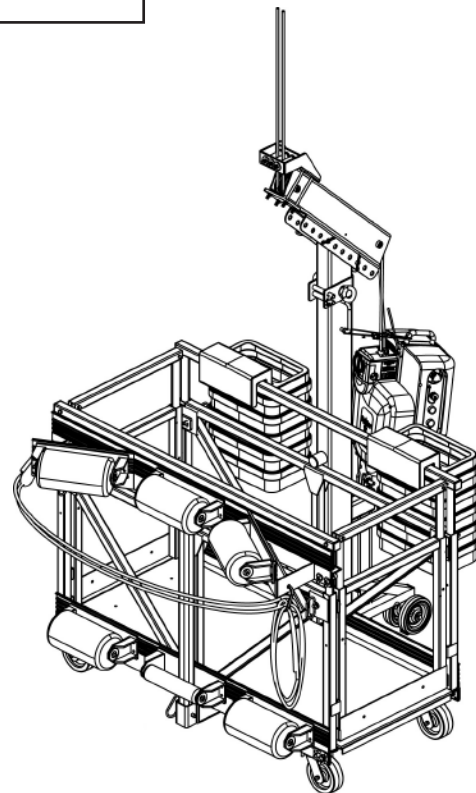
3 ft (1 m) platforms also available

### Platform disclaimers:

- Some configurations based on 1,500 lb. (680.4 kg) capacity hoists
- Load ratings based on minimum weight configurations
- Maximum weight configurations assembled from only 5 ft (1.5 m) sections
- Minimum weight configurations assembled using a maximum number of 10 ft (3 m) sections
- Stirrup and cross beam assemblies can be used with modular platforms on consultation with your Spider professional.
- **Configurations using longer, specially engineered platforms available. Consult your Spider professional.**



Single Line Kits available. See page 92 for details.



5 ft (1.5 m) section with single line kit configured as Blade Access Platform, see page 159 for details.