



SC1000 and SC1500



Spider's SC1000 series hoists are the market leader.

Tens of thousands of these hoists are in use daily worldwide. Contractors made SC1000 and SC1500 their hoist of choice because these hoists make them more productive. Simply put – robust performance, industry-leading durability and proven lower total cost of ownership offer the best lifetime value for fleet owners or rental operators.

Spider operates the largest swing stage rental fleet in the Americas. Spider invests in SC1000 and SC1500 hoists to provide the most reliable experience for work at height.

Robust Electrical Performance

- Deepest voltage operating range—170 run volts
- Robust components—sized to handle low end voltage
- New technologies increase uptime
- Field-replaceable motherboard to resolve most electrical issues in 10 minutes or less

Durability

- Nearly impossible to jam wire rope
- Engineered polymer covers prevent damage to expensive components and prevent debris build-up
- Long mechanical part life
- Designed for easy clean-up and maintenance


Field-Tested Operation

- Most extensively tested hoist ever
- Rigorous attention to field results
- Disciplined redesign to satisfy our internal fleet needs

Key Features:

- Deep operating range—208V +10%/-15% Single Phase, +10%/-10% Three Phase
- Electrical improvements extend component life
- Long mechanical component life
- Simplified operation
- English/Spanish labels & Operators' Manuals
- Reliable load dependent traction
- Controlled descent
- Remote-ready
- Power indicator light
- Built-in overspeed brake
- Hour meter
- Polymer covers to prevent debris accumulation & protect more costly components
- Optional secondary wire rope brake
- Optional overload kit
- Optional top limit switch

Specifications:	SC1000 (9005)	SC1500 (9015)
Gross Load Capacity:	1,000 lbs. (453.6 kg)	1,500 lbs. (680.4 kg)
Dimensions:	14 x 12 x 24 in. (356 x 305 x 610 mm)	14 x 12 x 24 in. (356 x 305 x 610 mm)
Weight:	99 lbs. (44.9 kg)	101 lbs. (45.8 kg)
Travel Speed:	35 ft/min (10.7 m/min)	35 ft/min (10.7 m/min)
Power/Operating Range:	208V +10%/-15% Single Phase	208V +10%/-15% Single Phase 208V +10%/-10% Three Phase
Wire Rope Diameter:	5/16 in., 8 mm or 8.4 mm	5/16 in., 8 mm or 8.4 mm
Wire Rope Construction:	5 x 26, 6 x 19, or 6 x 31 IWRC or FC Right Regular Lay IPS or EIPS Preformed, Galvanized or Bright	5 x 26 8.4 mm IWRC or FC Right Regular Lay IPS or EIPS Preformed, Galvanized or Bright
Construction:	Aluminum, steel and engineered polymer	Aluminum, steel and engineered polymer



Spider SC1000A hoist offers the best of proven technology and innovative features.

Innovative Design:


- Flexibility of multiple load ratings from one hoist - labeled 750/1000/1500 lb. rated with 90/100/110 PSI at max. 70 cfm
- Load controlled by PSI - no need to open hoist to reset load capacity
- Quiet operation - only 92 dB compared to industry standard of 110 dB
- Air power pack removable (1-screw) to switch air hoist to electric for fleet flexibility
- Filter Lubricator Assembly included with hoist and can be mounted either to the hoist or to a work cage, Spider Mod, Modulo or knock down modular stages
- 2 polymer covers (mainframe & overspeed)
- Simplified design cuts service time: basic service in 10 minutes, and overhaul is 1 hour

Durability:

- Simplified ergonomics – easier handle operation, more comfortable control descent
- Compact, ergonomic design to survive transportation and delivery better
- Filter Lubricator Assembly features more robust connection to mounting plate to reduce breakage
- Air brake lines are rubber, more robust & flexible
- IP65 Rated Enclosed Brake
- Protective coating on internal motor & brake components to protect against rust
- Remote ready – accepts 9-61, 8-0399 and 701303 remotes
- Dual wire rope optional – bolt-in installation for aftermarket hoists
- UL/CUL listing

Field Tested Operation:

- Extensively tested traction system – nearly impossible to jam wire rope
- Wire rope can't continue to build up around the sheave if operated after overspeed is tripped
- Same trusted gast air motor, valve & air motor parts, and oiler filter unit for ease of supply and better inventory availability



Protect your investment!
Use hoist cover 9970 on page 139.

For welding installation details, see pages 48.

See page 47 for common accessories used with SC1000/1500 hoists.

Specifications:	SC1000A
Gross Load Capacity:	750 lbs. (340.2 kg) @ 60 psi 1,000 lbs. (453.6 kg) @ 90 psi 1,500 lbs. (680.4 kg) @ 110 psi
Dimensions:	12 x 14 x 20.5 in. (305 x 356 x 521 mm)
Weight:	88 lbs. (39.2 kg)
Travel Speed:	Up to 35 ft/min (10.7 m/min)
Wire Rope:	5/16 in., 8 mm or 8.4 mm
Power Requirements:	750 lbs. (340.2 kg): 90 psi 1,000 lbs. (453.6 kg): 100 psi @ 70 cfm 1,500 lbs. (680.4 kg): 110 psi @ 70 cfm
SC1000 hoist includes 8-0107 Filter Lubricator assembly. Filter lubricator mounts to hoist on stirrup or on workcage or modular platform guardrail.	

SC1000					
	9005	9006	9007	9008	9009
Gross Load Capacity	1,000 lbs. (453.6 kg)	1,000 lbs. (453.6 kg)	1,000 lbs. (453.6 kg)	1,000 lbs. (453.6 kg)	1,000 lbs. (453.6 kg)
Dimensions	14 x 12 x 24 in. (356 x 305 x 610 mm)	14 x 12 x 24 in. (356 x 305 x 610 mm)	14 x 12 x 24 in. (356 x 305 x 610 mm)	14 x 12 x 24 in. (356 x 305 x 610 mm)	14 x 12 x 24 in. (356 x 305 x 610 mm)
Weight	99 lbs. (44.9 kg)	103 lbs. (46.7 kg)	103 lbs. (46.7 kg)	99 lbs. (44.9 kg)	103 lbs. (46.7 kg)
Travel Speed	35 ft/min (10.7 m/min)	35 ft/min (10.7 m/min)	35 ft/min (10.7 m/min)	35 ft/min (10.7 m/min)	35 ft/min (10.7 m/min)
Power/Operating Range	208V +10%/-15% Single Phase	208V +10%/-15% Single Phase	208V +10%/-15% Single Phase	208V +10%/-15% Single Phase	208V +/-10% Single Phase
Wire Rope Diameter	5/16 in., 8 mm or 8.4 mm	5/16 in., 8 mm or 8.4 mm	5/16 in., 8 mm or 8.4 mm	5/16 in., 8 mm or 8.4 mm	5/16 in., 8 mm or 8.4 mm
Wire Rope Construction	5 x 26, 6 x 19, or 6 x 31 IWRC or FC Right Regular Lay IPS or EIPS Preformed, Galvanized or Bright	5 x 26, 6 x 19, or 6 x 31 IWRC or FC Right Regular Lay IPS or EIPS Preformed, Galvanized or Bright	5 x 26, 6 x 19, or 6 x 31 IWRC or FC Right Regular Lay IPS or EIPS Preformed, Galvanized or Bright	5 x 26, 6 x 19, or 6 x 31 IWRC or FC Right Regular Lay IPS or EIPS Preformed, Galvanized or Bright	5 x 26, 6 x 19, or 6 x 31 IWRC or FC Right Regular Lay IPS or EIPS Preformed, Galvanized or Bright
Construction	Aluminum, steel and engineered polymer	Aluminum, steel and engineered polymer	Aluminum, steel and engineered polymer	Aluminum, steel and engineered polymer	Aluminum, steel and engineered polymer
Overspeed Brake	X	X	X	X	X
Overload Device¹			X	X	X
Slack Wire Rope Brake		X	X		X
Top Limit			X		

¹Required in Canada

SC1500

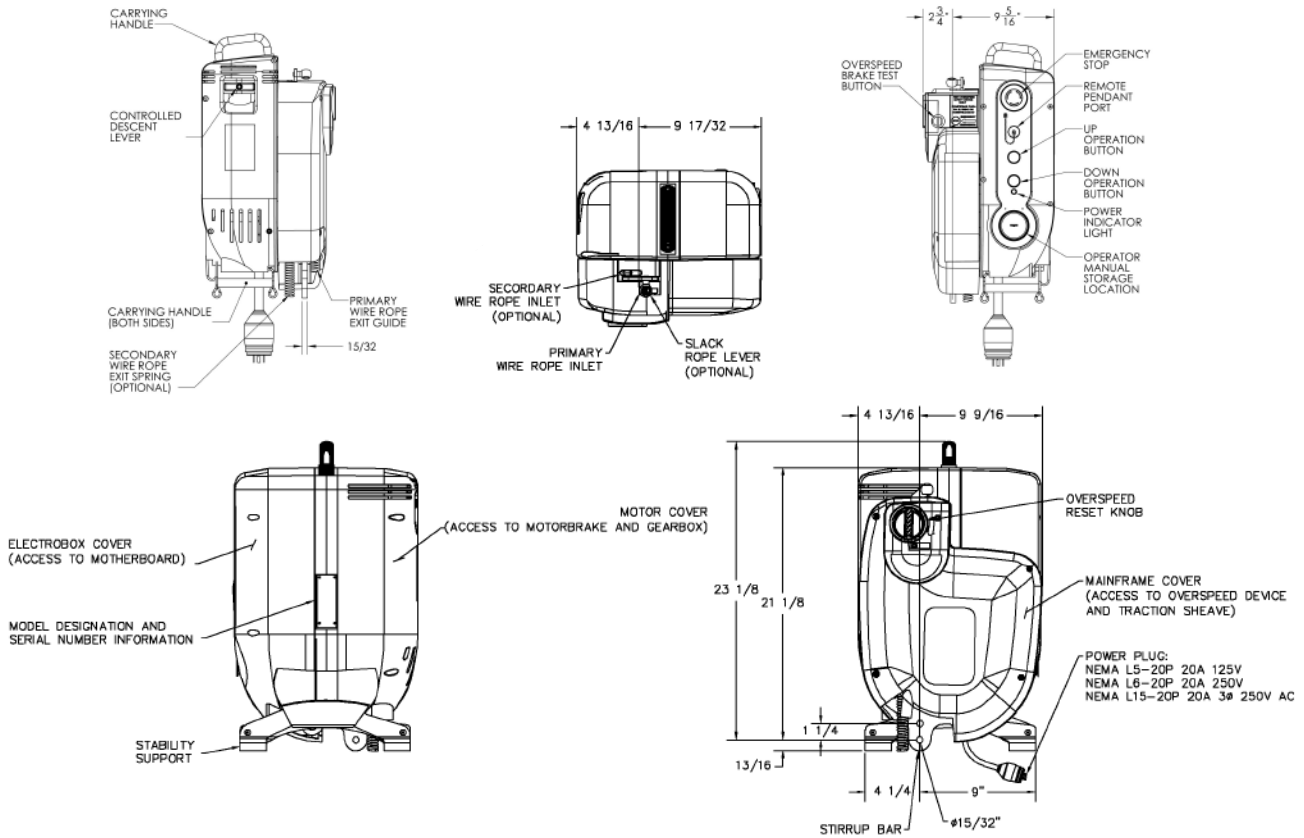
9015	9016	9017	9018	9019
1,500 lbs. (680.4 kg)	1,500 lbs. (680.4 kg)	1,500 lbs. (680.4 kg)	1,500 lbs. (680.4 kg)	1,500 lbs. (680.4 kg)
14 x 12 x 24 in. (356 x 305 x 610 mm)	14 x 12 x 24 in. (356 x 305 x 610 mm)	14 x 12 x 24 in. (356 x 305 x 610 mm)	14 x 12 x 24 in. (356 x 305 x 610 mm)	14 x 12 x 24 in. (356 x 305 x 610 mm)
101 lbs. (45.8 kg)	105 lbs. (47.6 kg)	105 lbs. (47.6 kg)	101 lbs. (45.8 kg)	105 lbs. (47.6 kg)
35 ft/min (10.7 m/min)	35 ft/min (10.7 m/min)	35 ft/min (10.7 m/min)	35 ft/min (10.7 m/min)	35 ft/min (10.7 m/min)
208V +10%/-15% Single Phase	208V +10%/-15% Single Phase	208V +10%/-15% Single Phase	208V +10%/-15% Single Phase	208V +10%/-15% Single Phase
5/16 in., 8.4 mm	5/16 in., 8.4 mm	5/16 in., 8.4 mm	5/16 in., 8.4 mm	5/16 in., 8.4 mm
5 x 26 8.4 mm IWRC or FC Right Regular Lay IPS or EIPS Preformed, Galvanized or Bright	5 x 26 8.4 mm IWRC or FC Right Regular Lay IPS or EIPS Preformed, Galvanized or Bright	5 x 26 8.4 mm IWRC or FC Right Regular Lay IPS or EIPS Preformed, Galvanized or Bright	5 x 26 8.4 mm IWRC or FC Right Regular Lay IPS or EIPS Preformed, Galvanized or Bright	5 x 26 8.4 mm IWRC or FC Right Regular Lay IPS or EIPS Preformed, Galvanized or Bright
Aluminum, steel and engineered polymer	Aluminum, steel and engineered polymer	Aluminum, steel and engineered polymer	Aluminum, steel and engineered polymer	Aluminum, steel and engineered polymer
X	X	X	X	X
		X	X	X
	X	X		X
		X		

SC1500					
	9035	9036	9037	9038	9039
Gross Load Capacity	1,500 lbs. (680.4 kg)	1,500 lbs. (680.4 kg)	1,500 lbs. (680.4 kg)	1,500 lbs. (680.4 kg)	1,500 lbs. (680.4 kg)
Dimensions	14 x 12 x 24 in. (356 x 305 x 610 mm)	14 x 12 x 24 in. (356 x 305 x 610 mm)	14 x 12 x 24 in. (356 x 305 x 610 mm)	14 x 12 x 24 in. (356 x 305 x 610 mm)	14 x 12 x 24 in. (356 x 305 x 610 mm)
Weight	101 lbs. (45.8 kg)	105 lbs. (47.6 kg)	105 lbs. (47.6 kg)	101 lbs. (45.8 kg)	105 lbs. (47.6 kg)
Travel Speed	35 ft/min (10.7 m/min)	35 ft/min (10.7 m/min)	35 ft/min (10.7 m/min)	35 ft/min (10.7 m/min)	35 ft/min (10.7 m/min)
Power/Operating Range	208V +/-10% Three Phase	208V +/-10% Three Phase	208V +/-10% Three Phase	208V +/-10% Three Phase	208V +/-10% Three Phase
Wire Rope Diameter	5/16 in., 8.4 mm	5/16 in., 8.4 mm	5/16 in., 8.4 mm	5/16 in., 8.4 mm	5/16 in., 8.4 mm
Wire Rope Construction	5 x 26 8.4 mm IWRC or FC Right Regular Lay IPS or EIPS Preformed, Galvanized or Bright	5 x 26 8.4 mm IWRC or FC Right Regular Lay IPS or EIPS Preformed, Galvanized or Bright	5 x 26 8.4 mm IWRC or FC Right Regular Lay IPS or EIPS Preformed, Galvanized or Bright	5 x 26 8.4 mm IWRC or FC Right Regular Lay IPS or EIPS Preformed, Galvanized or Bright	5 x 26 8.4 mm IWRC or FC Right Regular Lay IPS or EIPS Preformed, Galvanized or Bright
Construction	Aluminum, steel and engineered polymer	Aluminum, steel and engineered polymer	Aluminum, steel and engineered polymer	Aluminum, steel and engineered polymer	Aluminum, steel and engineered polymer
Overspeed Brake	X	X	X	X	X
Overload Device			X	X	X
Slack Wire Rope Brake		X	X		X
Top Limit			X		

SC1000 Air		SC1000-110V			
9025	9026	9045	9046	9048	9049
1,500 lbs. (680.4 kg) ²	1,500 lbs. (680.4 kg) ²	1,000 lbs. (453.6 kg)	1,000 lbs. (453.6 kg)	1,000 lbs. (453.6 kg)	1,000 lbs. (453.6 kg)
12 x 14 x 20.5 in. (305 x 356 x 521 mm)	12 x 14 x 20.5 in. (305 x 356 x 521 mm)	12 x 14 x 20.5 in. (305 x 356 x 521 mm)	14 x 12 x 24 in. (356 x 305 x 610 mm)	14 x 12 x 24 in. (356 x 305 x 610 mm)	14 x 12 x 24 in. (356 x 305 x 610 mm)
89 lbs. (40.4 kg) ²	93 lbs. (42.1 kg) ²	99 lbs. (44.9 kg)	103 lbs. (46.7 kg)	99 lbs. (44.9 kg)	103 lbs. (46.7 kg)
35 ft/min (10.7 m/min)	35 ft/min (10.7 m/min)	35 ft/min (10.7 m/min)	35 ft/min (10.7 m/min)	35 ft/min (10.7 m/min)	35 ft/min (10.7 m/min)
60-110 PSI 70 CFM Max.	60-110 PSI 70 CFM Max.	110V +/-10% Single Phase	110V +/-10% Single Phase	110V +/-10% Single Phase	110V +/-10% Single Phase
5/16 in., 8 mm or 8.4 mm	5/16 in., 8 mm or 8.4 mm	5/16 in., 8 mm or 8.4 mm	5/16 in., 8 mm or 8.4 mm	5/16 in., 8 mm or 8.4 mm	5/16 in., 8 mm or 8.4 mm
5 x 26 8.4 mm IWRC or FC Right Regular Lay IPS or EIPS Preformed, Galvanized or Bright	5 x 26 8.4 mm IWRC or FC Right Regular Lay IPS or EIPS Preformed, Galvanized or Bright	5 x 26 8.4 mm IWRC or FC Right Regular Lay IPS or EIPS Preformed, Galvanized or Bright	5 x 26 8.4 mm IWRC or FC Right Regular Lay IPS or EIPS Preformed, Galvanized or Bright	5 x 26 8.4 mm IWRC or FC Right Regular Lay IPS or EIPS Preformed, Galvanized or Bright	5 x 26 8.4 mm IWRC or FC Right Regular Lay IPS or EIPS Preformed, Galvanized or Bright
Aluminum, steel and engineered polymer	Aluminum, steel and engineered polymer	Aluminum, steel and engineered polymer	Aluminum, steel and engineered polymer	Aluminum, steel and engineered polymer	Aluminum, steel and engineered polymer
X	X	X	X	X	X
				X	X
	X		X		X

² Weight includes filter/lubricator assembly.

SC1000



SC1000 Air

